

Roof Application

On Top of the Purlins or On Top of the Plywood

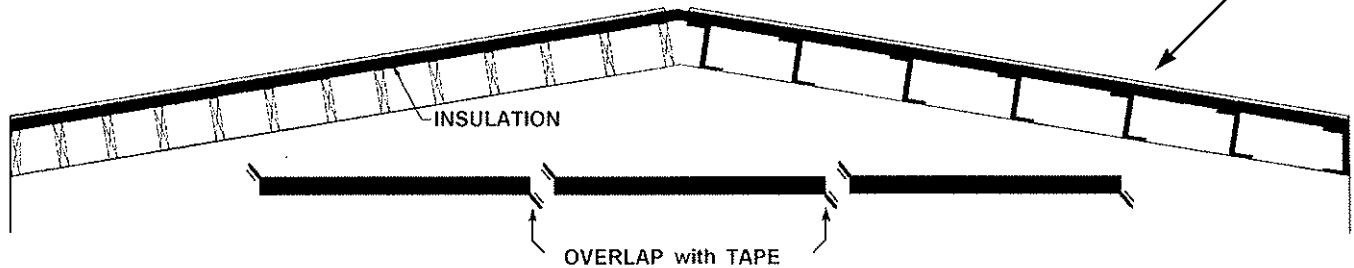
For Asphalt Shingles

1. It must be strapped from eave to peak
2. OS Board
3. Shingles

For Steel Purlins with a 6" Squeezed Blanket:

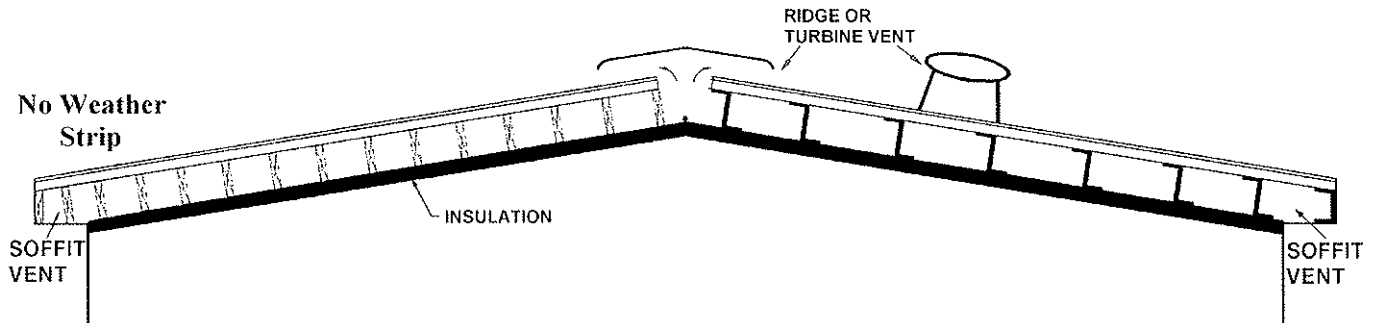
The screw must be extended if the board is over 5/8" thick

Steel Roofing or Wood Shingle

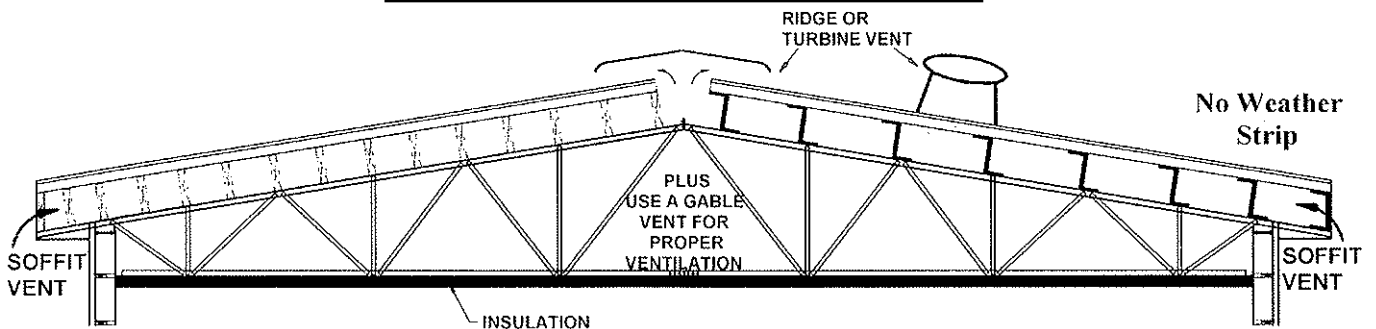


Ceiling Application

Note: For no frost build up or "moisture", apply a Gypsum or OS Board before applying the steel roof or make sure that there is proper ventilation



Bottom Cord Application



Note:

1. Make sure that proper ventilation is installed
2. For 2' O/C trusses or purlins, you can apply 4' x 8' sheets, for 3' O/C you can apply 4' x 9' sheets
For 4' O/C trusses or purlins, you can apply 4' x 12' sheets, for 5' O/C you can apply 4' x 15' sheets
3. Make sure that all exposed EPS ends are properly taped.